

WILO

Pumpen Intelligenz.

**WILO STAR
CAST IRON CLOSED LOOP**



**CIRCO STAR
BRONZE OPEN LOOP**



**STAR SERIES
WET ROTOR CIRCULATORS**





Type Key

Example:

(Circo) Classic Star S 16 () FX

Circulator pump

Circo for Open Circulation (Bronze)

Classic for Closed Systems (CI)

S = Multiple Speed
= constant speed (no letter)

Maximum head [ft]

Pump housing
= Cast iron (no letter = cast iron)

S = Stainless steel

B = Bronze

Pipe connection

F = Flange (Star 30 + 32 only)

FX = Flange rotated 90°

U = Union connection

S5 = 1/2" Internal sweat

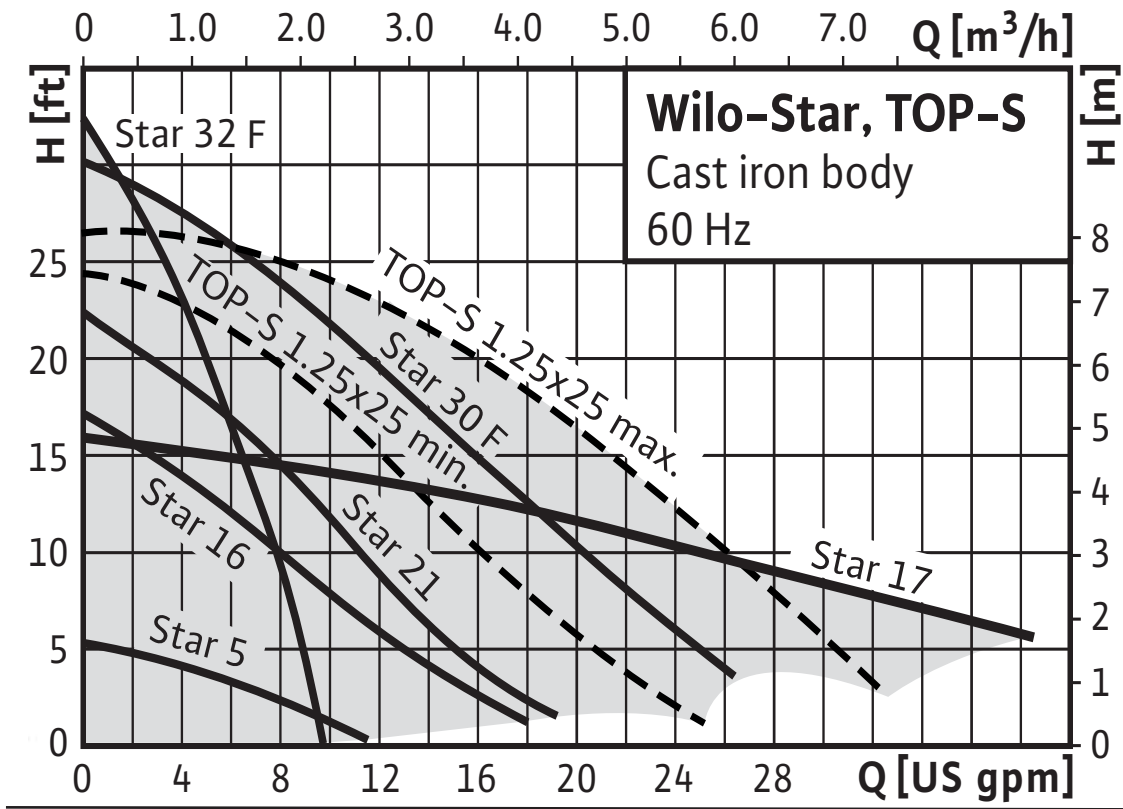
S7 = 3/4" Internal sweat

WILO CHECK FLANGE

Benefits of the Wilo Check Flange

- Fits all residential flanged circulators
- Easy to clean
- Easy to remove air locks
- Cost effective
- Fits all Wilo residential flanged circulators
- Farther away from turbulent water

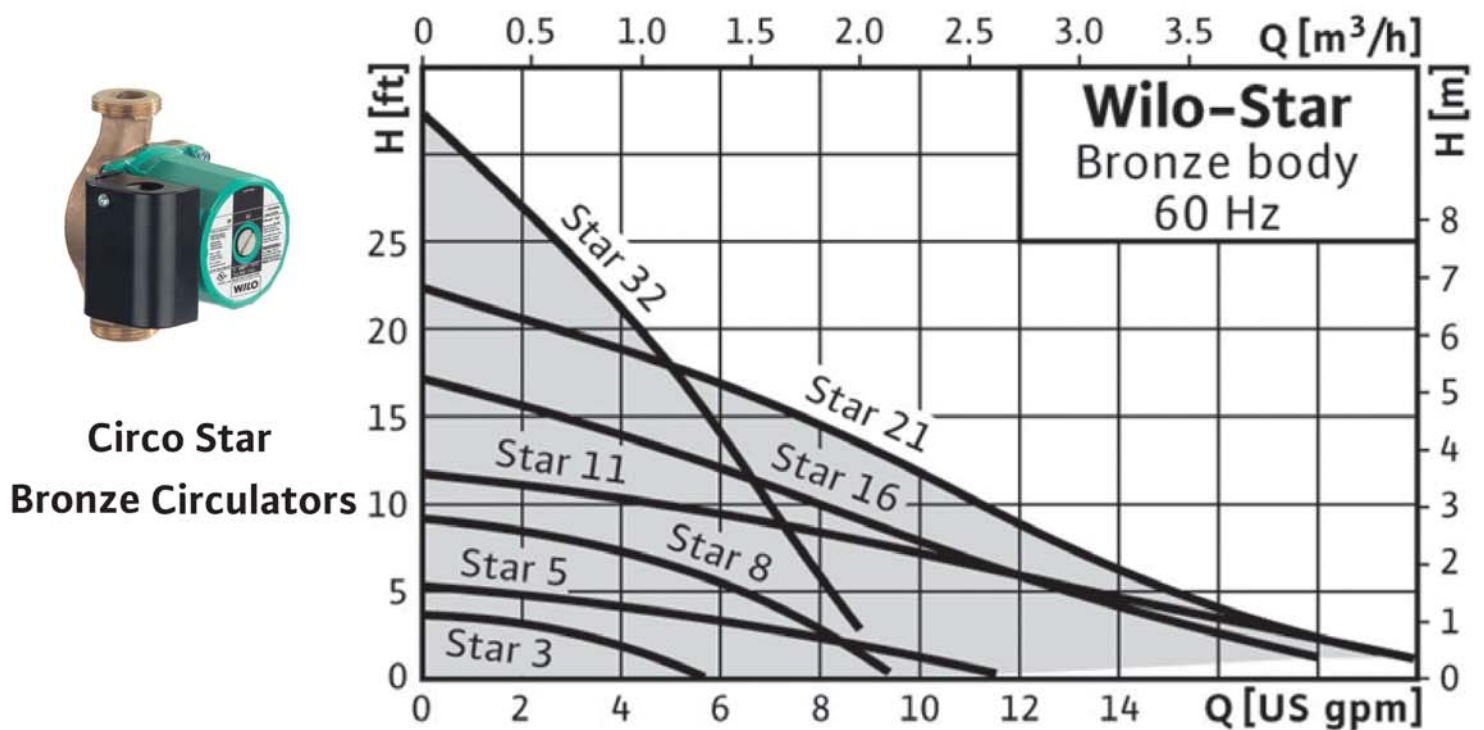




**Classic Star
Cast Iron Circulators**



Circulator Selection Guide



**Circo Star
Bronze Circulators**





Pumpen Intelligenz.

One Piece Stainless Steel Rotor Can

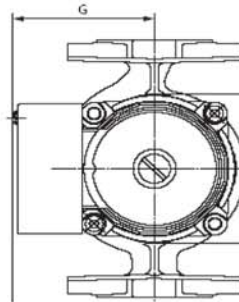
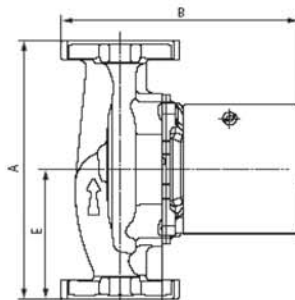
Stainless Steel Shaft

Sturdy Aluminium Electrical Box

Quick Connect Electric Terminals

Single and Three Speed Models

Highest Head Residential Three Speed Circulator



TYPE	A	B	E	G	AMPS	WT
Star 5 FX	6-3/8" (162 mm)	5-15/16" (150 mm)	3-3/16" (81 mm)	3-3/16" (81 mm)	0.46	6.5 lbs (3.0 kg)
Star 16 FX	6-3/8" (162 mm)	5-15/16" (150 mm)	3-3/16" (81 mm)	3-3/16" (81 mm)	0.70	6.5 lbs (3.0 kg)
Star 21 FX	6-3/8" (162 mm)	5-15/16" (150 mm)	3-3/16" (81 mm)	3-3/16" (81 mm)	0.95	6.5 lbs (3.0 kg)
Star S 16 FX	6-3/8" (162 mm)	6-3/8" (154 mm)	3-3/16" (81 mm)	3-3/16" (81 mm)	0.67 max	6.5 lbs (3.0 kg)
Star S 21 FX	6-3/8" (162 mm)	6-3/8" (154 mm)	3-3/16" (81 mm)	3-3/16" (81 mm)	0.92 max	6.5 lbs (3.0 kg)
Star 32 F	6-3/8" (162 mm)	5-3/8" (136 mm)	3-3/16" (81 mm)	3-3/16" (81 mm)	0.99	6.7 lbs (3.1 kg)
Star 30 F	6-1/2" (165 mm)	6" (153 mm)	3-1/4" (82 mm)	3-1/4" (82 mm)	1.50	8 lbs (3.7 kg)
Star 17 FX	8-1/2" (216 mm)	7" (176 mm)	4-1/2" (108 mm)	3-1/4" (82 mm)	1.70	10 lbs (4.6 kg)
Star 32 BF	6-3/8" (162 mm)	5-3/8" (136 mm)	3-3/16" (81 mm)	3-3/16" (81 mm)	0.99	6.7 lbs (3.1 kg)
Star 5 BFX	6-3/8" (162 mm)	5-15/16" (150 mm)	3-3/16" (81 mm)	3-3/16" (81 mm)	0.46	6.5 lbs (3.0 kg)
Star 16 BFX	6-3/8" (162 mm)	5-15/16" (150 mm)	3-3/16" (81 mm)	3-3/16" (81 mm)	0.70	7.2 lbs (3.2 kg)
Star 21 BFX	6-3/8" (162 mm)	5-15/16" (150 mm)	3-3/16" (81 mm)	3-3/16" (81 mm)	0.95	7.1 lbs (3.2 kg)
Star 3 BS 5	5" (127 mm)	4-15/16" (125 mm)	2-1/2" (64 mm)	3-3/16" (81 mm)	0.46	6.5 lbs (3.0kg)
Star 3 BS 7	5" (127 mm)	4-15/16" (125 mm)	2-1/2" (64 mm)	3-3/16" (81 mm)	0.46	5.3 lbs (2.4 kg)
Star 8 BS 5	5" (127 mm)	4-15/16" (125 mm)	2-1/2" (64 mm)	3-3/16" (81 mm)	0.57	6.5 lbs (3.0 kg)
Star 8 BS 7	5" (127 mm)	4-15/16" (125 mm)	2-1/2" (64 mm)	3-3/16" (81 mm)	0.57	5.3 lbs (2.4 kg)
Star 5 BU	6" (130 mm)	5-1/8" (130 mm)	3" (76 mm)	3-3/16" (81 mm)	0.46	6.5 lbs (3.0 kg)
Star 11 BU	6" (130 mm)	5-1/8" (130 mm)	3" (76mm)	3-3/16" (81 mm)	0.57	6.5 lbs (3.0 kg)